

**MOSAICART**  
3D WALL PANEL





“Bring art to your wall”


## **MOSAICART**

MOSAICART is a new way of looking at decoration. It's not just a wall cover, it's an art that become part of the interior design. Mosaicart is all about pattern. Combining technology, innovation and craftsmanship, each fragment of MOSAICART is unique and carefully designed to create a wonderful visual perception that create a unique character to improve the spatial experience. You can play with colours too as Mosaicart has plenty of finishing colour collection to suit your colour mood.

Our close-knit working team who share the same passion for design, architecture and product development always endeavor to create a premium quality items to give everyone the opportunity to express their creative identity and give their living space a personal touch through a practical and long lasting product.

1	MOSAICART
3	Mountain Collection
21	Star Collection
39	Gems Collection
56	Material
57	Colours
61	Instalation

# **MOUNTAIN CATEGORY**





**M01**

## KILIMANJARO

A classic work yet a contemporary piece. Kilimanjaro piece has a taper angle that resembles the peak of a mountain. The simplicity of the design gives a bold and artistic touch. Complement the collection with the finishing color to enhance the interior mood.



Length	20 cm
Width	17,5 cm
Heigth	5 cm






## M02

### EVEREST

The soft parallel lines in Everest emit serene and clement atmosphere to the interior. The simplicity of the pattern can be arranged in two configurations to create the room personalized design without getting overwhelmed by pattern.



Length	20 cm
Width	20 cm
Heigth	4 cm





## M03

### ANNAPURNA

To bring the tranquil energy of the mountains is the main reason we design Annapurna. A top view of shallow pyramid shape enables this element to reflect beautiful lighting with a different shade of shadow.



Length	20 cm
Width	20 cm
Height	4 cm





## M04

### FUJI

We want to achieve a pure beauty with Fuji tiles design. This hexagonal shape makes Fuji able to transmit subtle details that create a distinctive wall appearance.



Length	23 cm
Width	20 cm
Height	3,5 cm





## M05

### HIMALAYA

Himalaya features simplicity with plenty of possibilities. It transmits a classic and elegant look at the same time. Try to combine each piece with different angles to create exquisite pattern on the walls.



Length	20 cm
Width	20 cm
Height	1,5 cm





**M06**

DENALI

Denali is a unique and contemporary pattern. By using this protrude shape onto the wall, there is no way your wall becomes unnoticed.



Length	20 cm
Width	17,5 cm
Heigth	5 cm





**M07**

OLYMPUS

The exquisite shape of Olympus allows us to play with light and colour. Its unique shape of tiles opens a whole new way to decorate your wall. Show yourself endless combinations to form infinite aesthetic points.



Length	20 cm
Width	12,5 cm
Heigth	3,5 cm







**M08**

MONTBLANC

The design is all about Zen, humble yet elegant. Montblanc pattern creates a flow that never failed to lever up the positive vibration of the interior



Length	20 cm
Width	20 cm
Heigth	3 cm





**STAR CATEGORY**





**S01**

ALGOL

Algol generates a classic and modern aesthetic. The diamond shape with four sides facing different angles creates a dimension that playfully plays with lights and shadows. With the endless color selection and infinite amount of finishing, it will escalate your wall decoration to the higher level.



Length	23 cm
Width	13 cm
Height	5 cm






**S02**

RIGEL

Rigel has a simple structure until it combined with other patterns and created a fantastic appearance. For the modern or classic interior, this pattern can be adapted beautifully. There is a range of color selection to enhance wall decoration.



Length	25 cm
Width	25 cm
Heigth	3 cm





**S03**

CYRIUS

This definite shape of the pattern is enough to stand out. the combination of Cyrius and Rigel tiles obtain an even more striking classic Andalusian look.



Length	25 cm
Width	25 cm
Heigth	4 cm







## S04

### VEGA

The versatility Vega is capable of providing unique patterns for the wall, whether in minimalist or Baroque interior. Add an adjustable vivid color finishing to enhance the aesthetic you desire.



Length	21 cm
Width	12 cm
Height	3,5 cm





**S05**

POLLUX

Pollux plays with its different side obtaining the beauty from light and shadow. The curvy shape generates infinite visual arts for the residents.



Length	18 cm
Width	17,5 cm
Heigth	4 cm





**S06**

POLARIS

Polaris inspired by the circular pattern of our galaxy. This piece will stand out for its multiple interpretations when lights are reflected upon it.



Length	20 cm
Width	20 cm
Height	4 cm





**S07**

ALTAIR

The depth curve of Altair gives the effect of beautiful flower petals that is very enticing. This piece will make people can't look away as the piece speaks for itself.




Length	15 cm
Width	15 cm
Height	6 cm



**S08**

## CANOPUS



Canopus is adequate for decorating the main point area; it will bring a lot of character and dimension to the wall. This piece has interesting points where you can combine color to create harmony or statement into the interior.



Length	21 cm
Width	19 cm
Height	5 cm



**GEM CATEGORY**





**G01**

## AMETHYST

A classic yet contemporary piece that you can find in Amethyst. With an endless variation of color and finishing, the simplicity of its design will give an artistic and luxurious touch.



Length	20 cm
Width	17,5 cm
Heigth	4 cm





**G02**

## AQUAMARINE

The good thing about the hexagonal shape is that we can play with a rotation angle. Aquamarine is very enticing in a disarray angle. It gives cool vibes and a modern look with lighting, color, and finishing.



Length	23 cm
Width	20 cm
Height	4 cm





**G03**

## MOONSTONE

Calm and elegant, it transmits the concept of natural harmony without losing the versatility of generating different aesthetic with its disposition and color within the flow of these pieces.



Length	25 cm
Width	10 cm
Height	6 cm





**G04**

SAPPHIRE

This unusual shape for tiles will provide a very personalized aesthetic to your wall. Combining with our Magic Component tiles to help you create mesmerizing tile configuration.



Length	20 cm
Width	10 cm
Height	3 cm






**G05**


EMERALD

This unique shape of tiles stands out for its elegant form and balance texture. You can use and arrange it your way to configuring your masterpiece with this exquisite pattern. Play with light and color to enhance its beauty.



Length	19 cm
Width	8 cm
Heigth	3,5 cm





**S06**

RUBY

Ruby irregular shape create a subtle modular pattern that reflects light beautifully. It can be used as itself or combine it with Algol to create a lovely flower pattern. It gives a modern and futuristic look without trying too hard.



Length	19 cm
Width	8 cm
Height	5 cm







**S07**

CITRINE

Citrine is our all-time favorite design. Its hexagonal shape allows you to transmit your personality to your wall with a lot of color combinations to create an art piece on your wall.



Length	20 cm
Width	17,5 cm
Heigth	4 cm





**S08**

TOPAZ

Topaz's petite size enables you to form endless configuration. The subtle nook on its surface makes this piece creates beautiful shades. Choose the color to adjust the interior mood to provide the ambiance you needed.



Length	14 cm
Width	12 cm
Height	1,5 cm



Length: 5 cm  
Width: 5 cm  
Height: 1,5 cm

This piece was created to help you create design and magically make every piece fall into its place perfectly. Magic component is the complementary tiles to any other design. It can be used as a filler or accent to integrate the whole pieces.



Wall  
Tile



Indoor  
Area



Outdoor  
Area

**COLOUR**

# COLOUR

## BASE COLOURS



RD100



RD50



RD25



YL100



YL50



YL25



GN100



GN50



GN25



BL100



BL50



BL25



BK100



BK50



BK25



GY01



N0

Disclaimer:

Colors shown are for illustration purpose. Real colors may vary due to product enhancement

# SPECIAL EFFECT COLOUR

## Oxyde Series



OX01

OX02

OX03

OX04

OX05

OX06

## Iron Series



IR01

IR02

IR03

IR04

IR05

IR06

## Metal Series



MT01


MT02

MT03

MT04

IR05

## Pearl Gold Series



PL01

PL02



**INSTALLATION, MAINTENANCE  
AND CLEANING GUIDE**

## General Instructions

Applicating MOSAICART is very easy and just as simple as fixing other material such as ceramic and natural stone.



Check the wall's load capacity where the Mosaicart part is going to be placed. In the technical drawing page you can check the weight of each Mosaicart piece.



Before starting the installation, it is essential that the wall is in a completely dry condition with minimum period of 6 weeks, whether wall of brick or concrete.



The wall or panel on which Mosaicart is going to be installed must be smooth, without any irregularities, and must be rigid without flexing



When the wall need to be painted, we suggest to paint first before application



Installation must start from the ground upwards, row by row in order that the load is progressively transferred from the ground.

## Fixing and adhesives

There are two adhesive solution for placing Mosaicart


### OPTION 1

Adhesive based on hybrid polymer



The option of gluing with polymer putty is cleaner and faster. Adhesive should only be applied on the back of the piece to be installed, carefully leaving a width of 1-2cm around the edge of the piece so that when the piece is placed and pressed against the wall, no adhesive overflows at the joints.

Should adhesive ooze from the joints, clean the excess from joints immediately, but never with abrasive or rough sponges. For cleaning always use cotton rags or other soft fabric with clean water.



## OPTION 2

Make the mixture according to the instructions recommended by the mortar manufacturer.



Apply the mixture with a spatula on only the back of the piece to be installed, carefully leaving a width of 1-2cm around the edge of the piece so that when the piece is placed and pressed against the wall, no adhesive overflows at the joints.

Should adhesive ooze from the joints, clean the excess from joints immediately, but never with abrasive or rough sponges. For cleaning always use cotton rags or other soft fabric with clean water




## Placement

Always start the placement from the bottom by completing the first row along first. When the placement cannot be initiated from the ground, use some nails or a level wooden strip to help begin the placement as shown in the following image

## Cutting

Mosaicart piece can be easily cut with Angular grinder, with 1-2mm diamond disc at low speed 4000rpm. However the profile of the cut will be aesthetically different.



## Care and maintenance



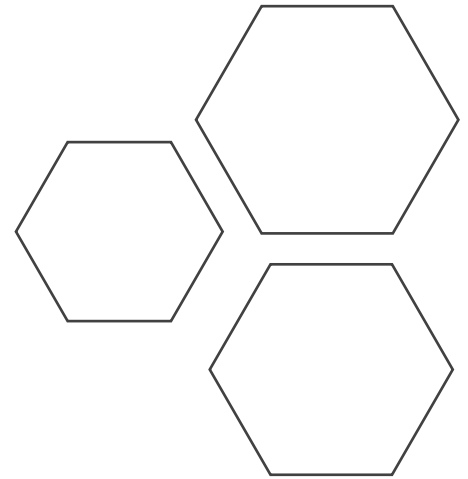
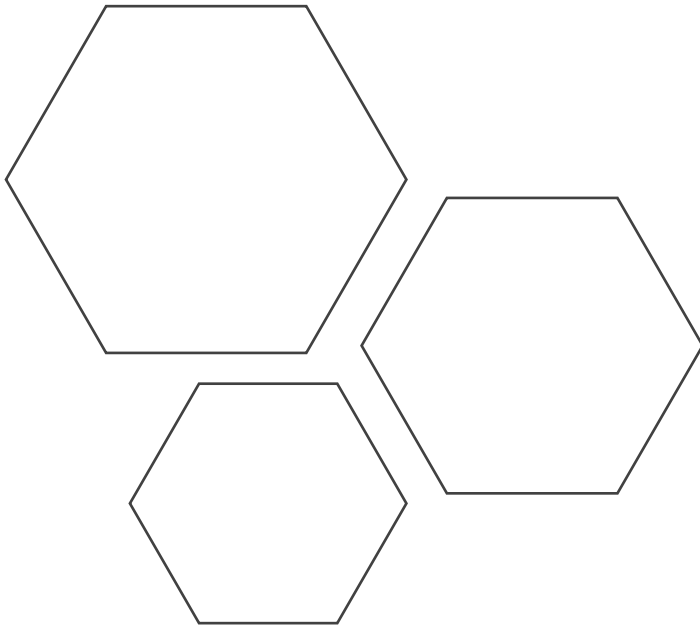
Mosaicart doesn't require any special maintenance. For cleaning, simply use a cotton cloth with water, or a duster




Avoid contact with cleaning products that are acidic or corrosive.




Avoid hitting the piece with hard object or sharp element.



**Gallery Mosaicart**  
Perkantoran Arjuna Niaga  
Jl. Arjuna Utara 1C  
Duri Kepa - Jakarta Barat

 [info@7cakra.co.id](mailto:info@7cakra.co.id)

 [@mosaicart.id](https://www.instagram.com/mosaicart.id)

 [www.mosaicart.id](http://www.mosaicart.id)



**S06**

POLARIS

Polaris inspired by the circular pattern of our galaxy. This piece will stand out for its multiple interpretations when lights are reflected upon it.



Length	20 cm
Width	20 cm
Heigth	4 cm



**S06**

POLARIS

Polaris inspired by the circular pattern of our galaxy. This piece will stand out for its multiple interpretations when lights are reflected upon it.



Length	20 cm
Width	20 cm
Height	4 cm